



## 2014 UNITED STATES GRAND PRIX

---

**From** The FIA Formula One Race Director  
**To** All Teams, All Officials

**Document** 2  
**Date** 30 October 2014  
**Time** 09:00

---

**Title** Event Notes

**Description** Event Notes

**Enclosed** Event Notes 30-11-2014.pdf

**Charlie Whiting**

**The FIA Formula One Race Director**



## 2014 UNITED STATES GRAND PRIX

---

<b>From</b>	The FIA Formula One Race Director	<b>Document</b>	2
<b>To</b>	Formula One Team Managers	<b>Date</b>	30 October 2014
		<b>Time</b>	09.00

---

### EVENT NOTES

**30 OCTOBER 2014**

**1) Issues arising from the Russian Grand Prix**

**2) Changes to the circuit**

- 2.1 Some of the asphalt run-off area around the outside of turn 10 has been replaced by gravel (at the request of the FIM).
- 2.2 Some of the light panels have been mounted closer to the ground for improved visibility.

**3) Pit lane map**

- 3.1 Safety Car lines.
- 3.2 The location of the pit entry and the pit exit.
- 3.3 Designated garage areas.
- 3.4 Safety Car position for first lap and rest of race.
- 3.5 Blue flag marshal.
- 3.6 Safety Car "arrow man".

**4) Weighing and weighing platform**

- 4.1 The weighing platform will be open between the following times, each visit should last no more than 10 minutes unless no other team is waiting in the pit lane :
  - a) From 09.00 Thursday until 12.30 on Saturday (between 11.00 and 12.30 each visit will be restricted to five minutes).
  - b) From when the cars are returned to the teams after qualifying until 17.30 on Saturday.
  - c) From 09.00 until 13.00 on Sunday.

Any team found to be abusing the time limits set out above, which we will be enforced by FIA security personnel and our own CCTV, will not be permitted to use the weighbridge again during the Event.

**5) Practice starts during practice sessions**

- 5.1 Practice starts may only be carried out on the right in the fast lane at the pit exit, approximately ten metres before the pit exit lights in order to allow other cars to pass on the left.

**6) Pit entry and pit exit**

- 6.1 In accordance with Chapter 4 (Section 5) of Appendix L to the ISC drivers must keep to the left of the solid white line at the pit exit when leaving the pits.
- 6.2 For safety reasons drivers must stay to the left of the bollard at the pit entry.
- 6.3 The dotted white lines across the pit entry and the pit exit are the track edges.
- 6.4 There is a small light panel on the driver's left at the start of the pit entry which will be operated if a car is stopped or going slowly around the corner of the pit entry.

**7) Support races**

- 7.1 Please be kind enough to align your barriers on the yellow line on the second break in the concrete apron (approximately ten metres from the front of your garages) during all support practice sessions and races.

**8) DRS**

- 8.1 DRS will be globally disabled if panels 1, 2, 10, 11, 12, 13, 19 or 20 are displaying yellow.
- 8.2 Detection will be automatically disabled if the light panels below are displaying yellow :
- Zone 1** : Panels 8 or 9.
- Zone 2** : Panel 18.
- 8.3 If automatic detection is not working , and permission has been given by race control to use manual detection, DRS must not be used in the relevant zone if panels 8, 9 or 18 is displaying yellow.

**9) Light panels**

- 9.1 The FIA light panels have been installed in the positions shown on the circuit map. In accordance with Appendix H to the ISC the light signals have the same meaning as flag signals.

**10) Drivers leaving their pit stop position in the pit lane**

- 10.1 For safety reasons, no car should be driven from its pit stop position at any time unless :
- a) It has first been driven into the pit stop position having just entered the pit lane from the track, and ;
- b) It is then driven immediately back onto the track from the pit stop position.

**11) Fire extinguishers around the circuit**

- 11.1 Indicated by white boards with an red letter 'F' on the guardrails or debris fences.

**12) Places to remove cars from the track**

12.1 Indicated by fluorescent orange panels on the walls or guardrails.

**13) Removing cars from the grid**

13.1 Via the gates in the pit wall in front of pole position or beside grid positions 2 and 14.

**14) Car number boards for the start**

14.1 On the driver's left.

**15) Post race parc fermé**

15.1 All cars should complete a full slowing down lap and enter the pits normally. All cars, except the first three, will then be stopped in the weighing area.



The first three cars should proceed half way down the pit lane, without stopping, to the area under the podium.

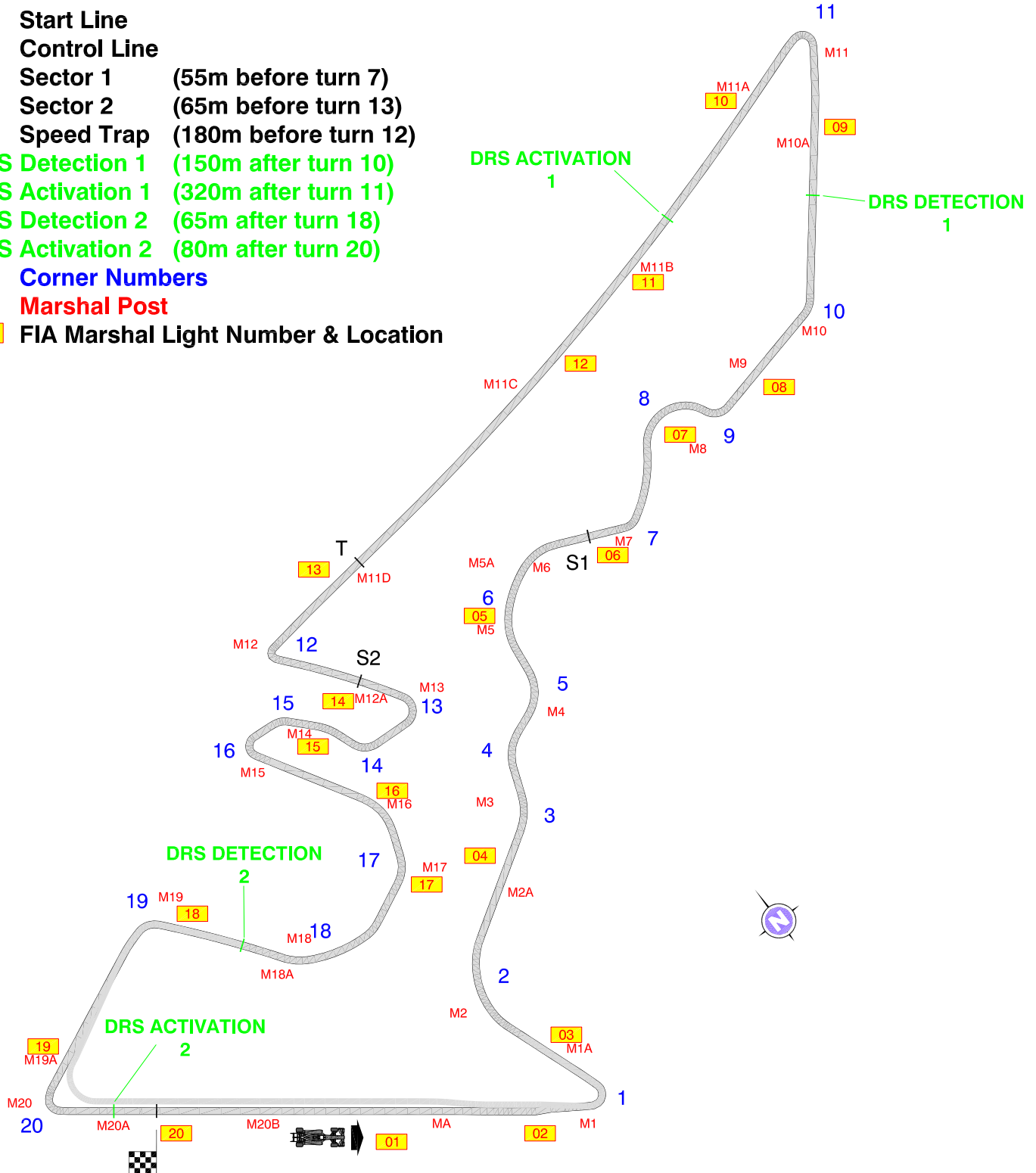
**16) Any other business**



Charlie Whiting  
FIA Formula One Race Director

### FIA Map

-  **Start Line**
-  **Control Line**
- S1 Sector 1 (55m before turn 7)**
- S2 Sector 2 (65m before turn 13)**
- T Speed Trap (180m before turn 12)**
- DRS Detection 1 (150m after turn 10)**
- DRS Activation 1 (320m after turn 11)**
- DRS Detection 2 (65m after turn 18)**
- DRS Activation 2 (80m after turn 20)**
- 15 Corner Numbers**
- M22 Marshal Post**
- 22 FIA Marshal Light Number & Location**



**Circuit Centreline Length = 5.513 km**

### 2014 FORMULA 1 UNITED STATES GRAND PRIX - Austin

